

Extra-Thick Laminated Dock Bumpers

Uses/Applications

- Where greater "stand out" distance from dock sills is required due to steep ramps, canopied docks, overhangs or other architectural features.

Features

- Consists of tough plies of truck tire fabric which virtually eliminates chipping or abrasion.

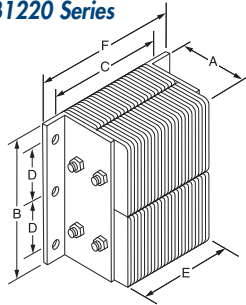
Benefits

- Maintenance free, weather resistant.
- Prevents damage to trucks, loading docks and buildings by providing greater stand-out distance from dock sills on steep ramps.
- Protects dock seals from over-compression.


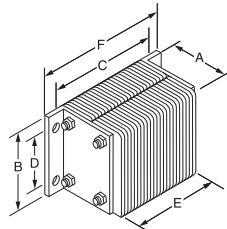
Special Notes

- Refer to stand-out distance planner to choose proper thickness for incline docks.
- Extra-Thick bumpers are not warranted due to specialty applications where they are used.

**B920 Series
B10520 Series
B1220 Series**



**B910 Series
B10510 Series
B1210 Series**



Material/Thickness

- Uniform size, fabric reinforced rubber pads cut from selected recycled truck tires in 9", 10-1/2", and 12" projections.

Installation

- Structural mounting angles permit welded installations or provide bolting through steel (as opposed to bolting through rubber).
- No assembly required.

Specifications

- Furnish and install extra-thick laminated rubber dock bumpers as manufactured by Durable Corporation, Norwalk, Ohio. Model No(s) _____.
- Resilient rubber material of bumpers shall be rubberized truck tires cut to uniform size pads, in stand-out thicknesses of 9", 10-1/2" or 12", punched to receive 3/4" steel tie rods.
- All bumpers are closed with two 1/4" steel formed angles under approximately 1,500 lbs of pressure. 1/4" flat plates may be substituted for one or both angles.
- Anchor leg of angle extends a minimum of 3" beyond the rubber surface at either end and contains two or three 13/16" anchor bolt holes as required. (Anchor bolts are supplied separately). Finish for exposed metal parts is either chrome aluminum lead-free enamel, or hot-dipped galvanized.

Model	Projection x Height x Bolt Hole Centers (Length) (A x B x C) Size	D Vertical Bolt Hole Centers	E Rubber Length	F Overall Length	Wt. lbs.
B910-14	9" x 10" x 14"	6"	10"	16"	63
B910-24	9" x 10" x 24"	6"	20"	26"	98
B910-36-A3*	9" x 10" x 36"	6"	32"	38"	152
B920-11	9" x 20" x 11"	6"	7"	13"	103
B10510-14	10-1/2" x 10" x 14"	6"	10"	16"	71
B10510-24	10-1/2" x 10" x 24"	6"	20"	26"	109
B10510-36-A3*	10-1/2" x 10" x 36"	6"	32"	38"	167
B10520-11	10-1/2" x 20" x 14"	6"	7"	13"	109
B1210-14	12" x 10" x 14"	6"	10"	16"	76
B1210-24	12" x 10" x 24"	6"	20"	26"	120
B1210-36-A3*	12" x 10" x 36"	6"	32"	38"	195
B11210-11	12" x 20" x 11"	6"	7"	13"	134

*Center anchorage device recommended for 36" long bumpers. A3 standard unless otherwise specified. See illustration on page 7.